

Government of Yukon



*Activity Report on the
Administration of the
ATIPP Act*

April 1, 2010 to March 31, 2011



Table of Contents

Statistics on Access to information	2
Total Number of Formal Requests Received	3
Total Number of Formal Requests Received by Public Bodies	4
Total Number of Formal Requests by Types of Applicants	5
Total Formal Requests by Type of Information	6
Total Number of Formal Requests Completed	6
Response Time of Total Formal Requests Completed	7
Outcome of Formal Requests	8
Reasons for Refusal of Requests in Total or in Part	9

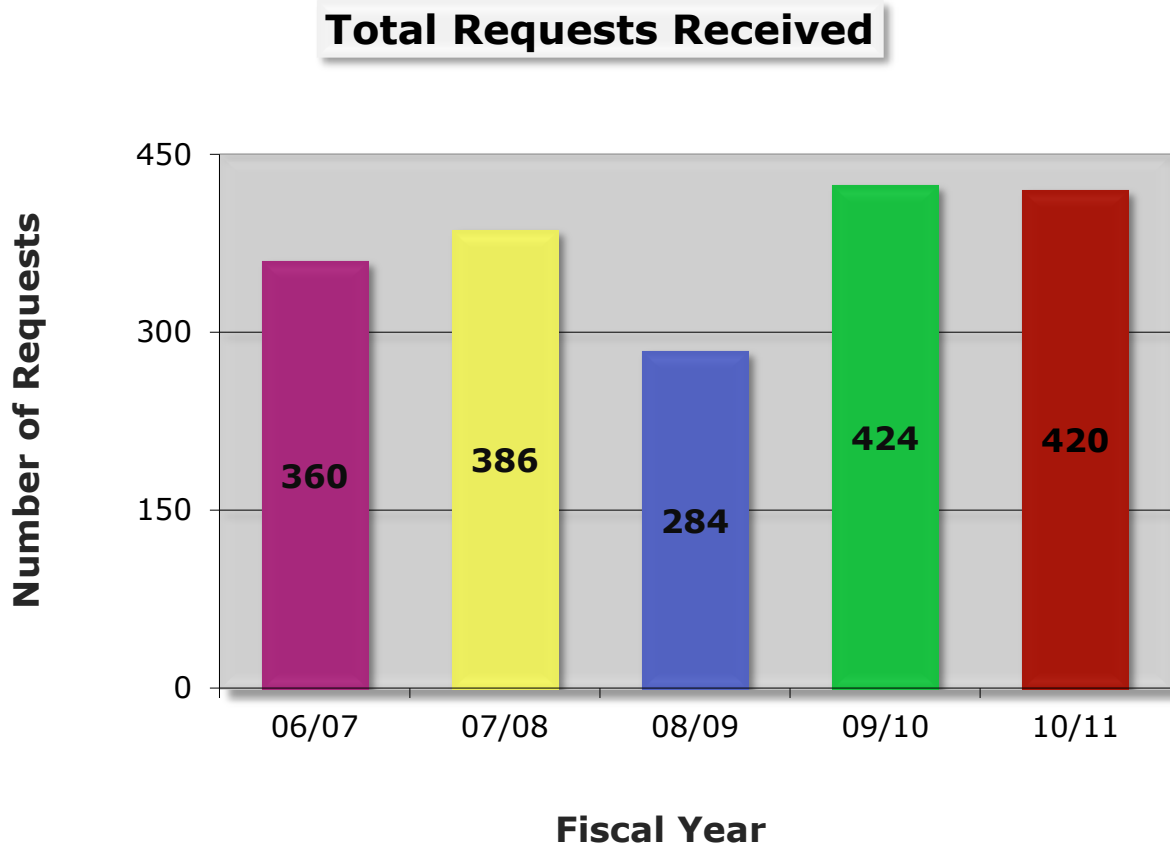
STATISTICS ON ACCESS TO INFORMATION

The statistics for this report are compiled from the ATIPP database that is administered and maintained by the Yukon government's ATIPP Office.

The report provides a summary of formal requests received by the ATIPP Office between April 1, 2010 and March 31, 2011.

- [Total Number of Formal Requests Received](#)
- [Total Number of Formal Requests Received by Public Bodies](#)
- [Total Number of Formal Requests by Types of Applicants](#)
- [Total Formal Requests by Type of Information](#)
- [Total Number of Completed Formal Requests](#)
- [Response Time of Total Formal Requests Completed](#)
- [Outcome of Formal Requests](#)
- [Reasons for Refusal of Requests in Total or in Part](#)

TOTAL NUMBER OF FORMAL REQUESTS RECEIVED



TOTAL NUMBER OF FORMAL REQUESTS RECEIVED BY PUBLIC BODIES

Requests Received by Public Bodies

Total Request Received = 420
(April 1, 2010 – March 31, 2011)

Public Body	# of Requests	% of Total Requests
Health & Social Services	123	29.3%
Justice	72	17.2%
Education	41	9.8%
Yukon Hospital Corporation	33	7.9%
Energy, Mines & Resources	30	7.1%
Tourism & Culture (Yukon Archives)	30	7.1%
Environment	12	2.9%
Yukon Housing Corporation	12	2.9%
Community Services	11	2.6%
Highways & Public Works	10	2.4%
Executive Council Office	9	2.1%
Yukon Energy Corporation	7	1.7%
Public Service Commission	6	1.4%
Economic Development	5	1.2%
Yukon Workers' Compensation Health & Safety Board	5	1.2%
Yukon Development Corporation	4	1.0%
Finance	3	0.7%
Yukon Liquor Corporation	3	0.7%
French Language Services	1	0.2%
Women's Directorate	1	0.2%
Yukon College	1	0.2%
Yukon Lottery Commission	1	0.2%

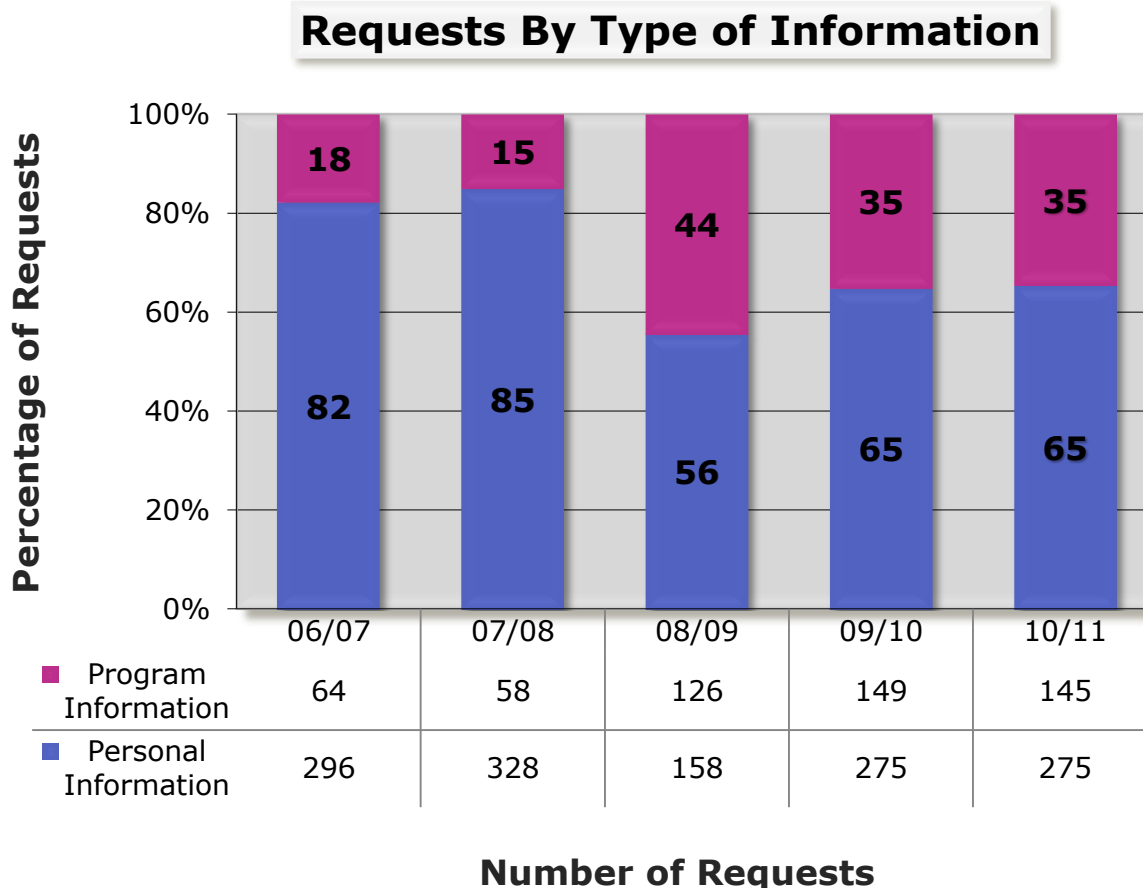
TOTAL NUMBER OF FORMAL REQUESTS BY TYPES OF APPLICANTS

Types of Applicants

Total Request Received = 420
(April 1, 2010 – March 31, 2011)

Type of Applicant	# of Requests	% of Requests
Law Firm	185	44.1%
Public	136	32.4%
Media	49	11.7%
Political Party	41	9.8%
Business	5	1.2%
Interest Group	4	<1%
Other Government	0	0%

TOTAL FORMAL REQUESTS BY TYPE OF INFORMATION

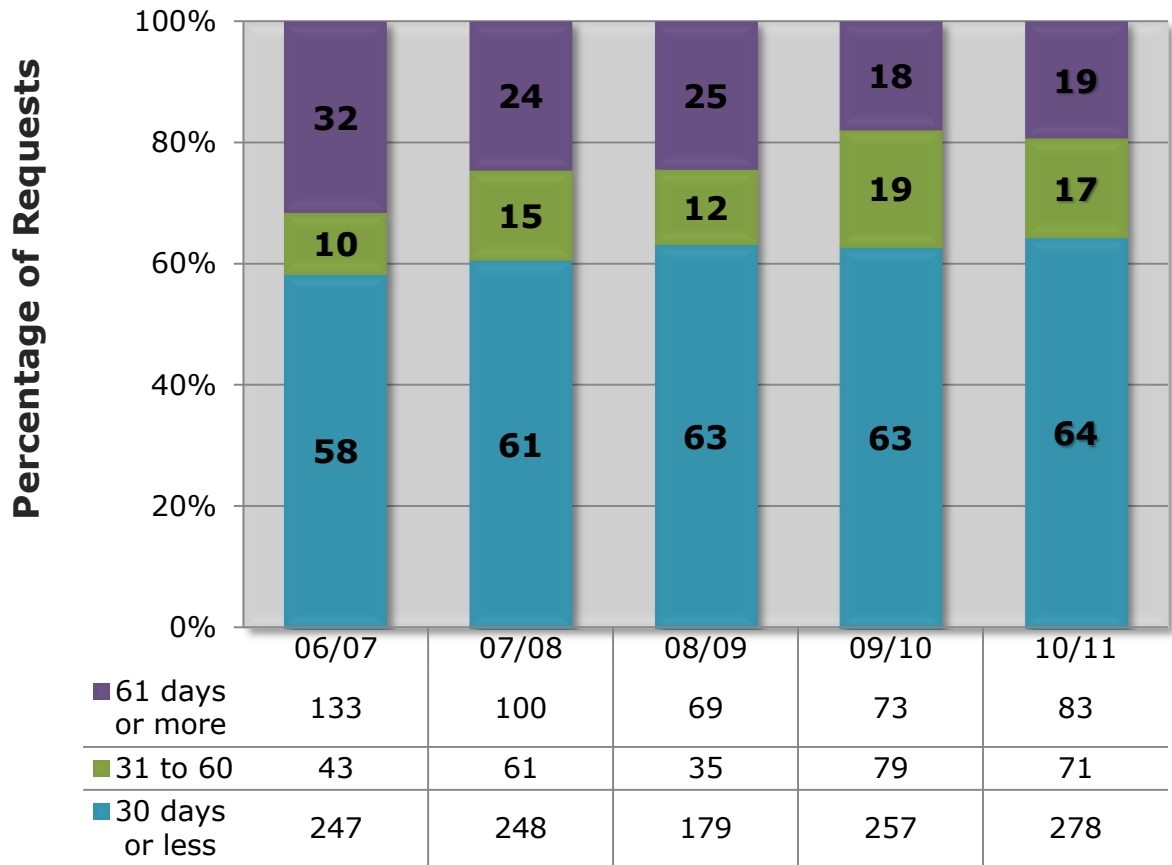


TOTAL NUMBER OF FORMAL REQUESTS COMPLETED

Number of Completed Requests	
Carried forward from 2009/10	60
New Requests 2010/11	420
Total requests that were open during 2010/11	480
Completed 2010/11	432
Carried forward as of March 31, 2011	48

RESPONSE TIME OF TOTAL FORMAL REQUESTS COMPLETED

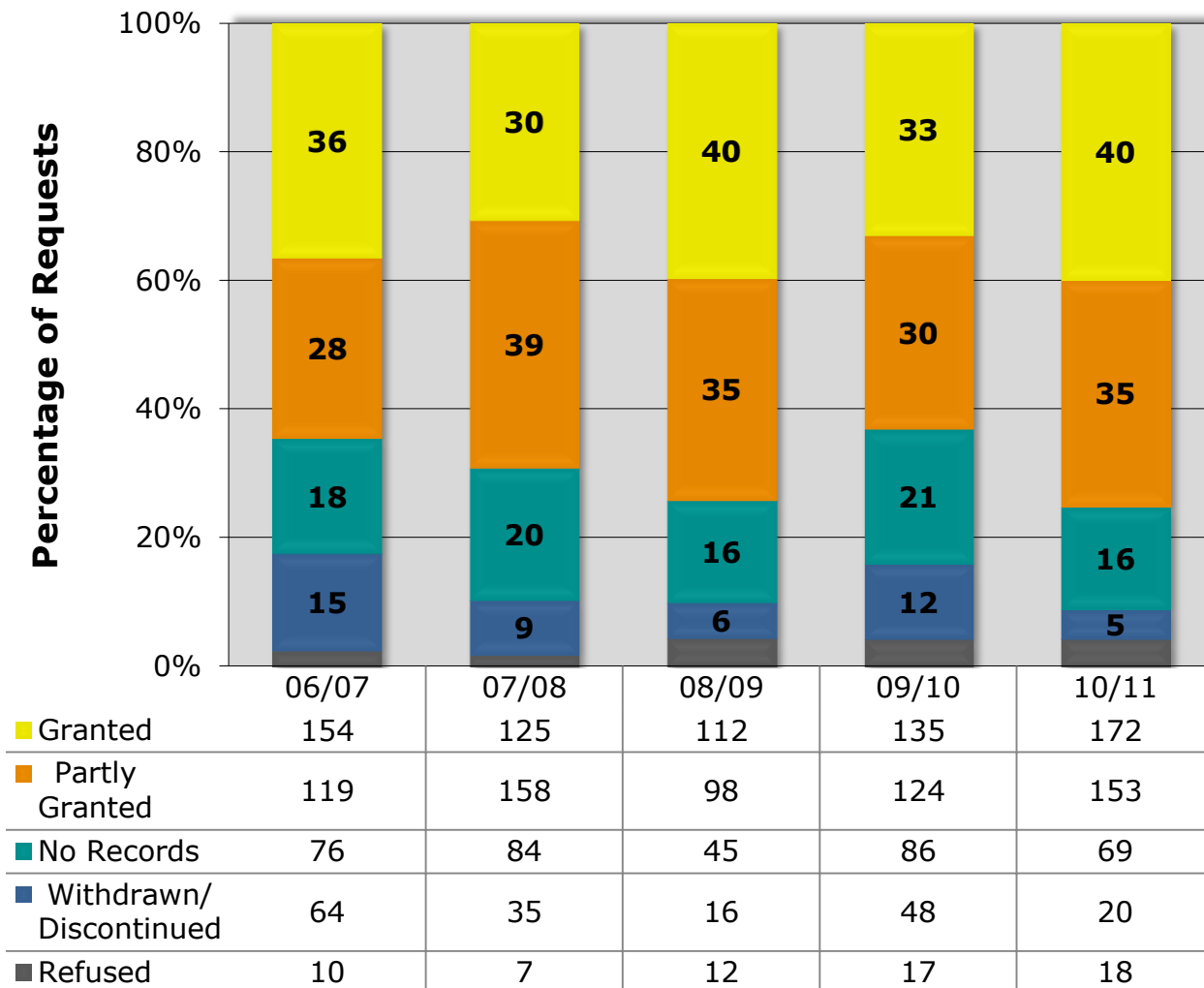
Response Time



Number of Requests

OUTCOME OF FORMAL REQUESTS

Outcome of Requests



Number of Requests

REASONS FOR REFUSAL OF REQUESTS IN TOTAL OR IN PART

Reasons for Refusal of Requests in Total or in Part

(April 1, 2010 – March 31, 2011)

ATIPP Act Section Number	Exceptions to Disclosures	# of times exception was applied
Mandatory Exception		
15	Cabinet confidence	4
24	Disclosure harmful to business interests of a third party	12
25	Disclosure harmful to personal privacy of a third party	268
Discretionary Exception		
16	Policy advice, recommendations, or draft regulations	2
17	Disclosure harmful to the financial or economic interests of a public body	12
18	Legal Advice	39
19	Disclosure harmful to law enforcement	25
20	Disclosure harmful to intergovernmental relations or negotiations	8
21	Disclosure harmful to the conservation of heritage sites, etc.	-
22	Disclosure harmful to the individual or public safety	5
23	Information that will be published or released within 90 days	3
EXCLUSIONS		
2	Record outside the scope of the Act	8
4	Other legislation paramount	-